

**EUROMAP 28**

**Pipe and Profile Extrusion Lines**  
**Electrical Interface for**  
**Line Speed Detecting Device (Measuring Wheel)**

Version 2.3, May 2015  
(7 pages)

This recommendation was prepared by the Technical Commission of EUROMAP.

**HISTORY**

2004-09 *Publication of version 1.0*

2007-07 *Publication of version 2.0*  
Updated to meet EUROMAP 27, version 3.1;  
Further supplier added.

2014-08 Further supplier added.

2015-02 Further supplier added.

2015-05 List of plug suppliers removed.  
Please visit [www.euromap.org/technical-issues/technical-recommendations](http://www.euromap.org/technical-issues/technical-recommendations)  
for the current list.

# Contents

Page

<b>1</b>	<b>Scope and Application .....</b>	<b>3</b>
<b>2</b>	<b>Description.....</b>	<b>3</b>
2.1	Plug and socket outlet.....	4
2.2	Plug contact assignment.....	5
2.3	Connection kit .....	5
2.4	Sources of supply .....	6
2.5	Resolution of speed detecting device .....	6

# 1 Scope and Application

This EUROMAP recommendation defines the connection between the line speed detecting device of a pipe and profile extrusion line, e.g. an external measuring wheel and the saw. This is intended to provide interchangeability.

In addition recommendations are given for signal voltage and current levels.

# 2 Description

The power supply for the line speed detecting device (+24VDC) is given by the saw.

The following four types of connection of the line speed detecting device are existing:

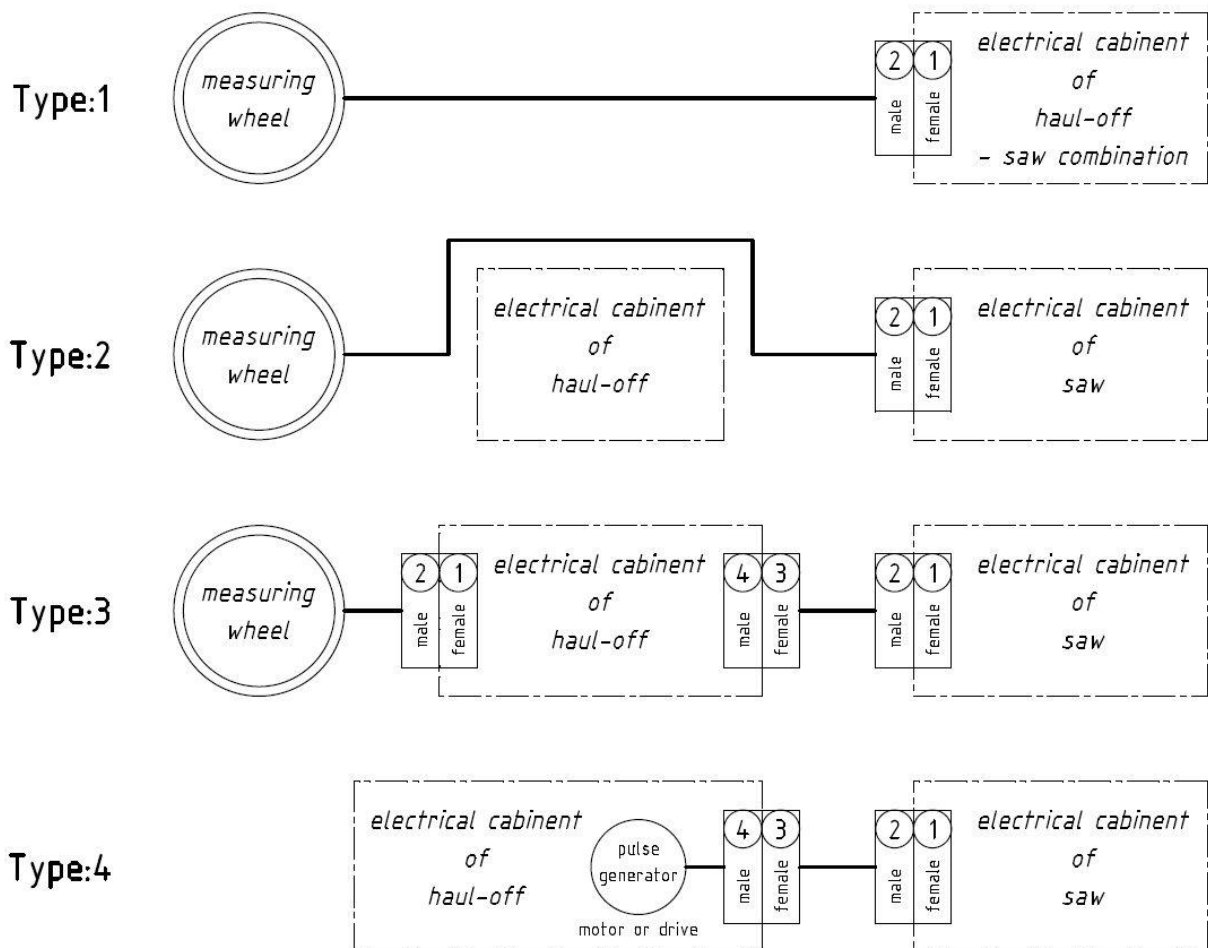


Figure 1: Connection of line speed detecting device and saw

## 2.1 Plug and socket outlet

The connection between the line speed detecting device and the saw is achieved by the plugs specified below.

Arrangements of pins and sockets viewed from the mating side (opposite the wiring side).

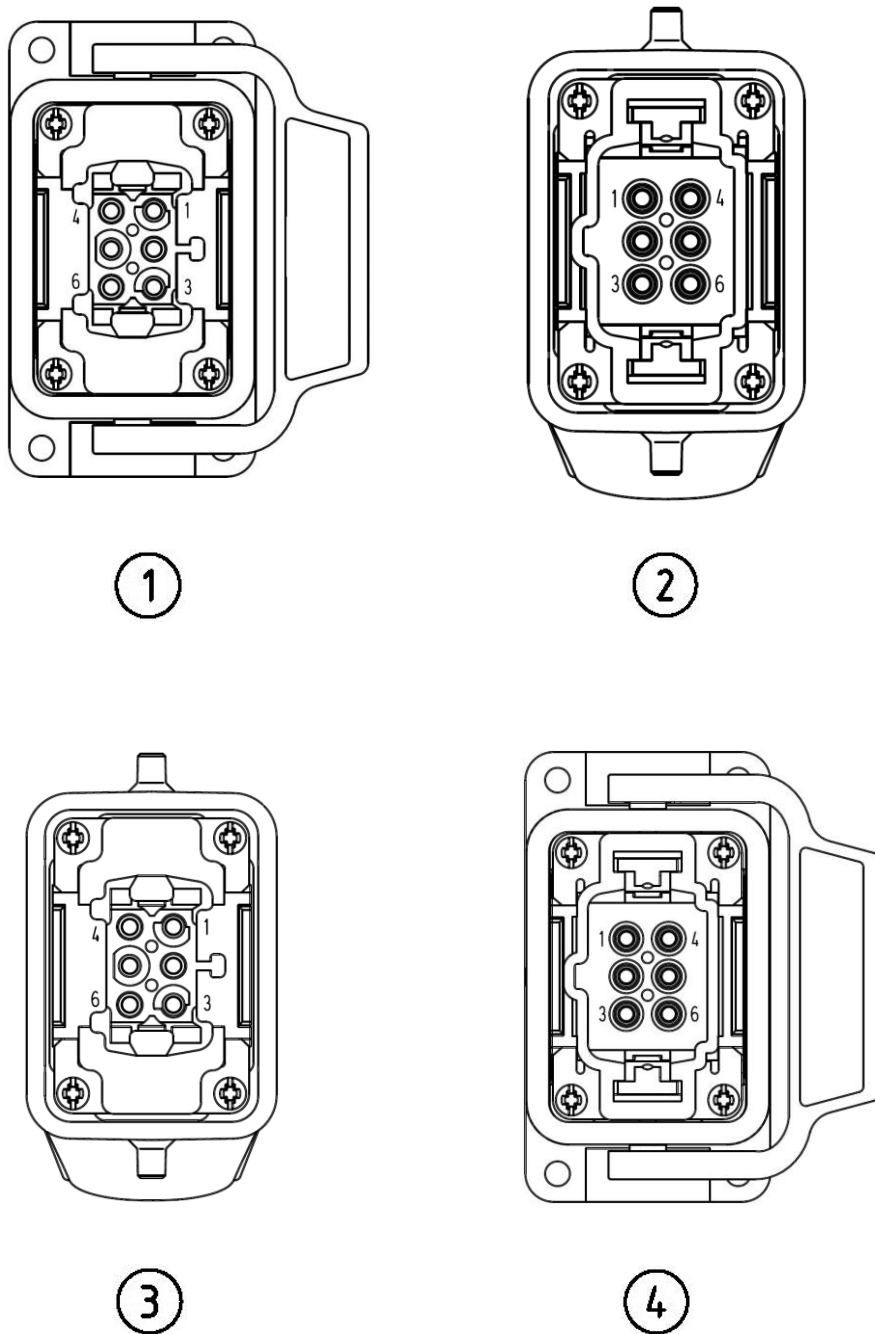


Figure 2: Four types of connectors as shown in figure 1

## 2.2 Plug contact assignment

Plug and socket shall be wired as shown in figure 3.

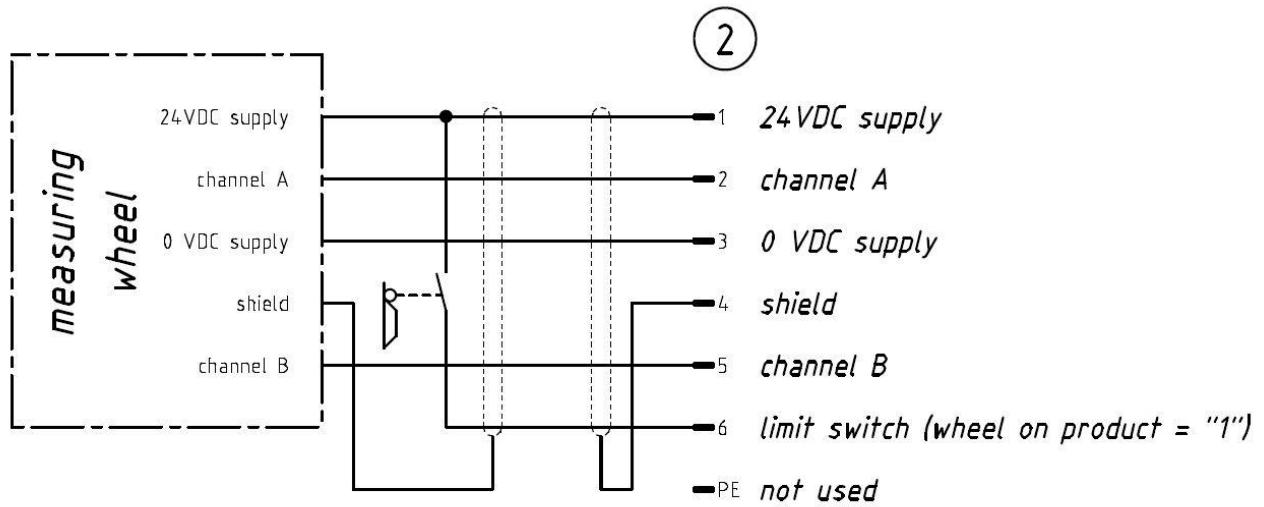


Figure 3: Wiring of line speed detecting device

## 2.3 Connection kit

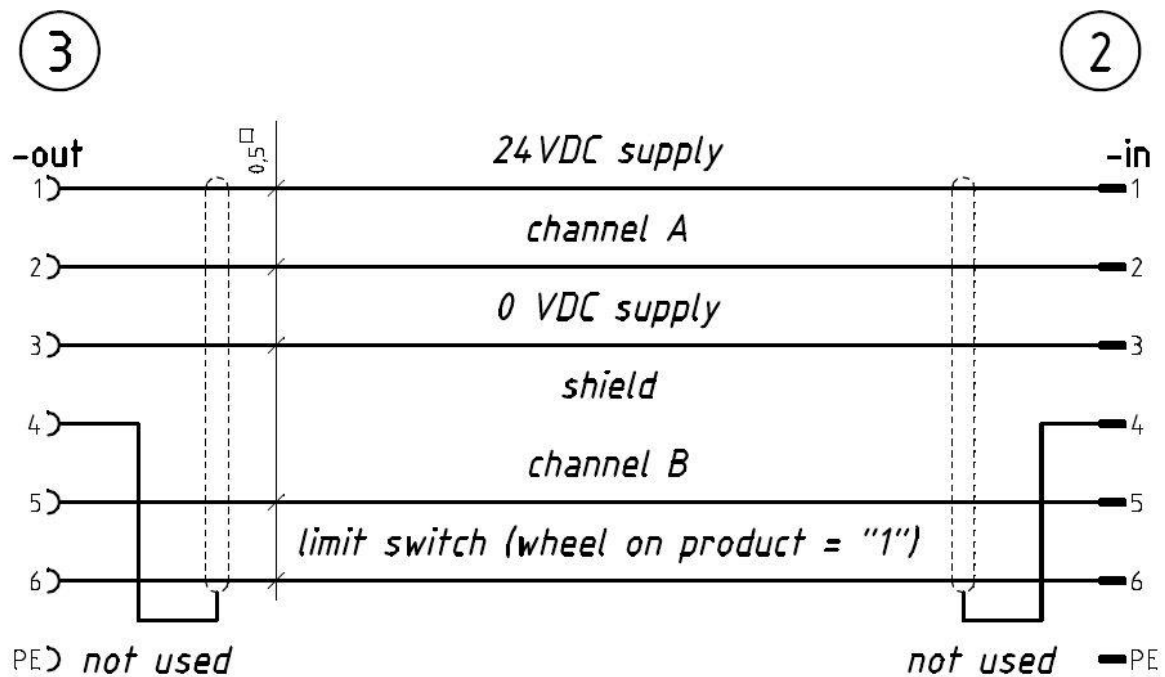


Figure 4: Wiring of connection kit

## 2.4 Sources of supply

A list of plug suppliers is available for download on the EUROMAP website:  
[www.euromap.org/technical-issues/technical-recommendations](http://www.euromap.org/technical-issues/technical-recommendations)

## 2.5 Resolution of speed detecting device

The minimum resolution shall be 1 mm per pulse.

However, at low line speed (< 10m/min) a low resolution (<0.5mm per pulse) is not suitable.

The maximum resolution shall be 0.1 mm per pulse.

## **EUROMAP**

Europäisches Komitee der Hersteller von Kunststoff- und Gummimaschinen

European Committee of Machinery Manufacturers for the Plastics and Rubber Industries

Comité Européen des Constructeurs de Machines pour Plastiques et Caoutchouc

Comitato Europeo Costruttori Macchine per Materie Plastiche e Gomma

**See you again**

**<http://www.euromap.org>**