

Version 2.3, May 2015
(9 pages)

This recommendation was prepared by the Technical Commission of EUROMAP.

HISTORY

2004-09 *Publication of version 1.0*

2007-07 *Publication of version 2.0*
Updated to meet EUROMAP 27, version 3.1;
Further supplier added

2014-08 Further supplier added.

2015-02 Further supplier added.

2015-05 List of plug suppliers removed.
Please visit www.euromap.org/technical-issues/technical-recommendations
for the current list.

Content

Page

Downstream Equipment after CANopen haul-off	1
1 Scope and Application.....	3
2 Description	3
2.1 Plug and socket outlet.....	4
2.2 Plug contact assignment.....	5
2.2.1 For haul off with EUROMAP 27 (IN)	5
2.2.2 For n x device or last device with hard wired interface (IN)	6
2.2.3 For saw with hard wired interface (IN)	7
2.3 Connection kit	8
2.4 Sources of supply.....	8

1 Scope and Application

This EUROMAP recommendation defines the hard wired connection between downstream equipment of a pipe and profile extrusion line, e.g. haul off, saw and winder. This is intended to provide interchangeability.

This EUROMAP recommendation does not cover the connection between the extruder and any downstream equipment.

For connection between extruder and first downstream device see:

EUROMAP 27, if based on CANopen,

In addition recommendations are given for signal voltage and current levels.

2 Description

The power supply (+24VDC) for the emergency stop circuit is given by the first device in the line connected with EUROMAP 27.

The power supply (+24VDC) for the other specified signals is provided by the device itself.

Connection scheme shall be as shown in figure 1.

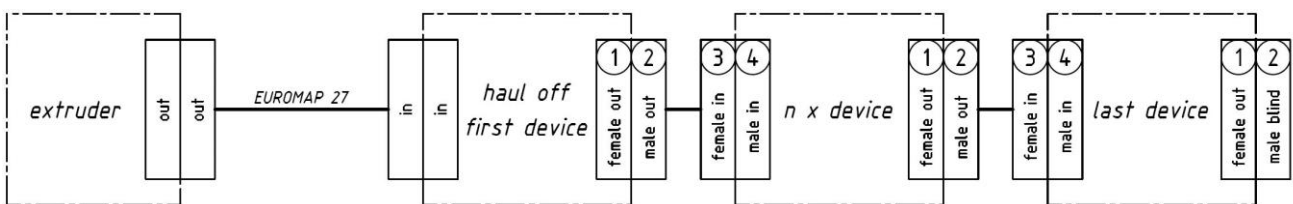


Figure 1: Connection scheme of downstream devices

2.1 Plug and socket outlet

The connection between the downstream devices is achieved by the plugs specified below.

Arrangements of pins and sockets viewed from the mating side (opposite the wiring side).

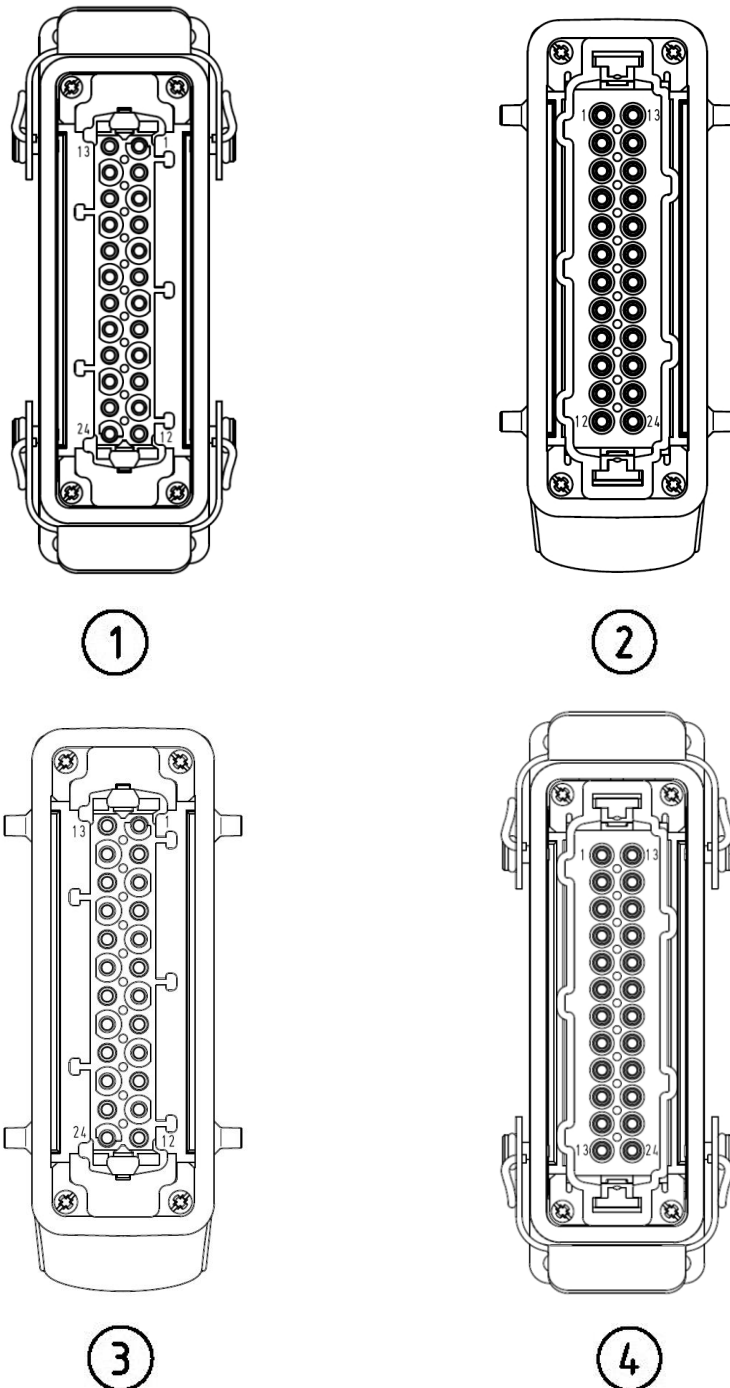


Figure 2: Four types of connectors as shown in figure 1

2.2 Plug contact assignment

2.2.1 For haul off with EUROMAP 27 (IN)

Plug and socket for haul off shall be wired as shown in figure 3.

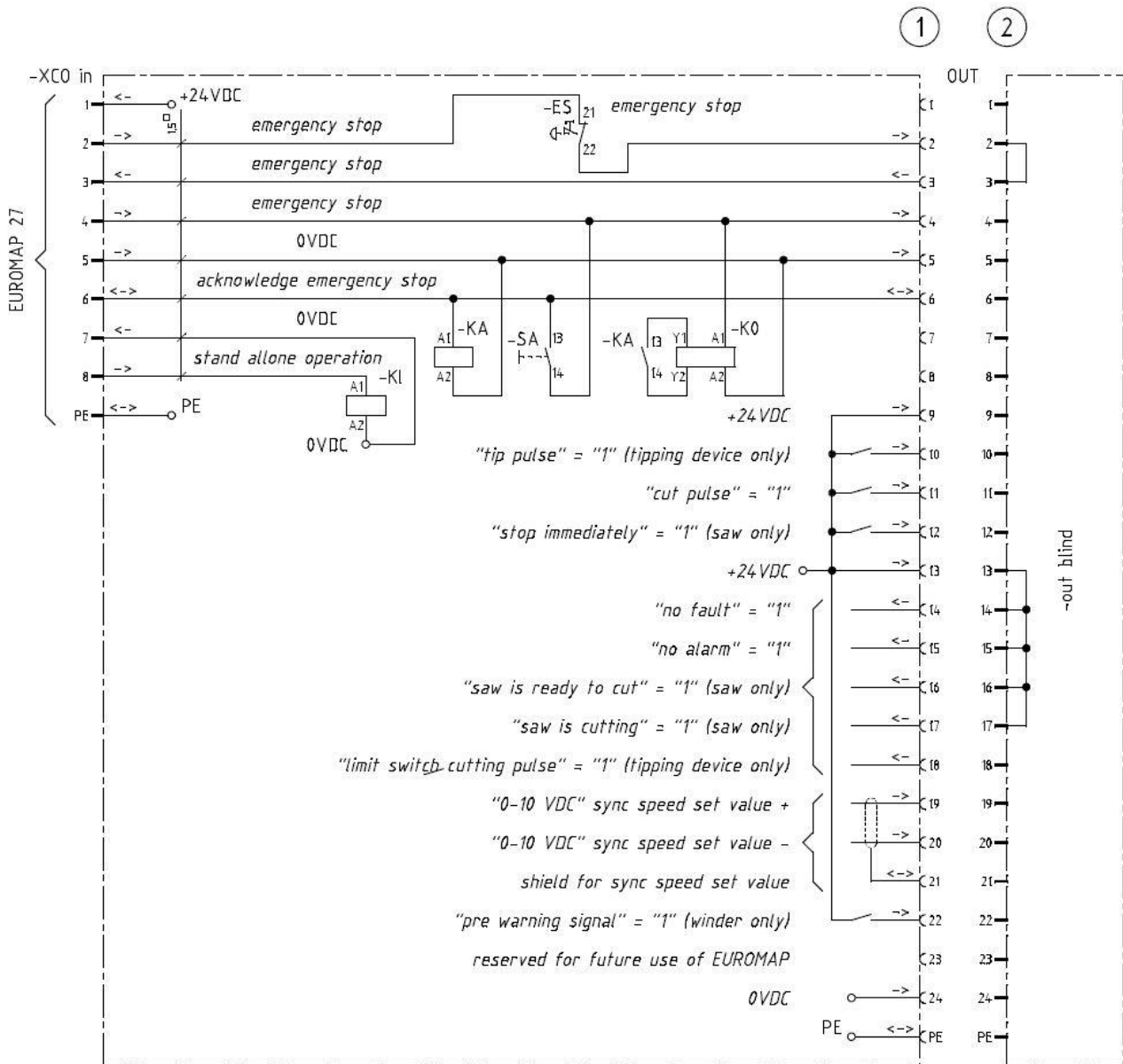


Figure 3: Wiring of haul off

2.2.2 For n x device or last device with hard wired interface (IN)

Plug and socket for n x device shall be wired as shown in figure 4.

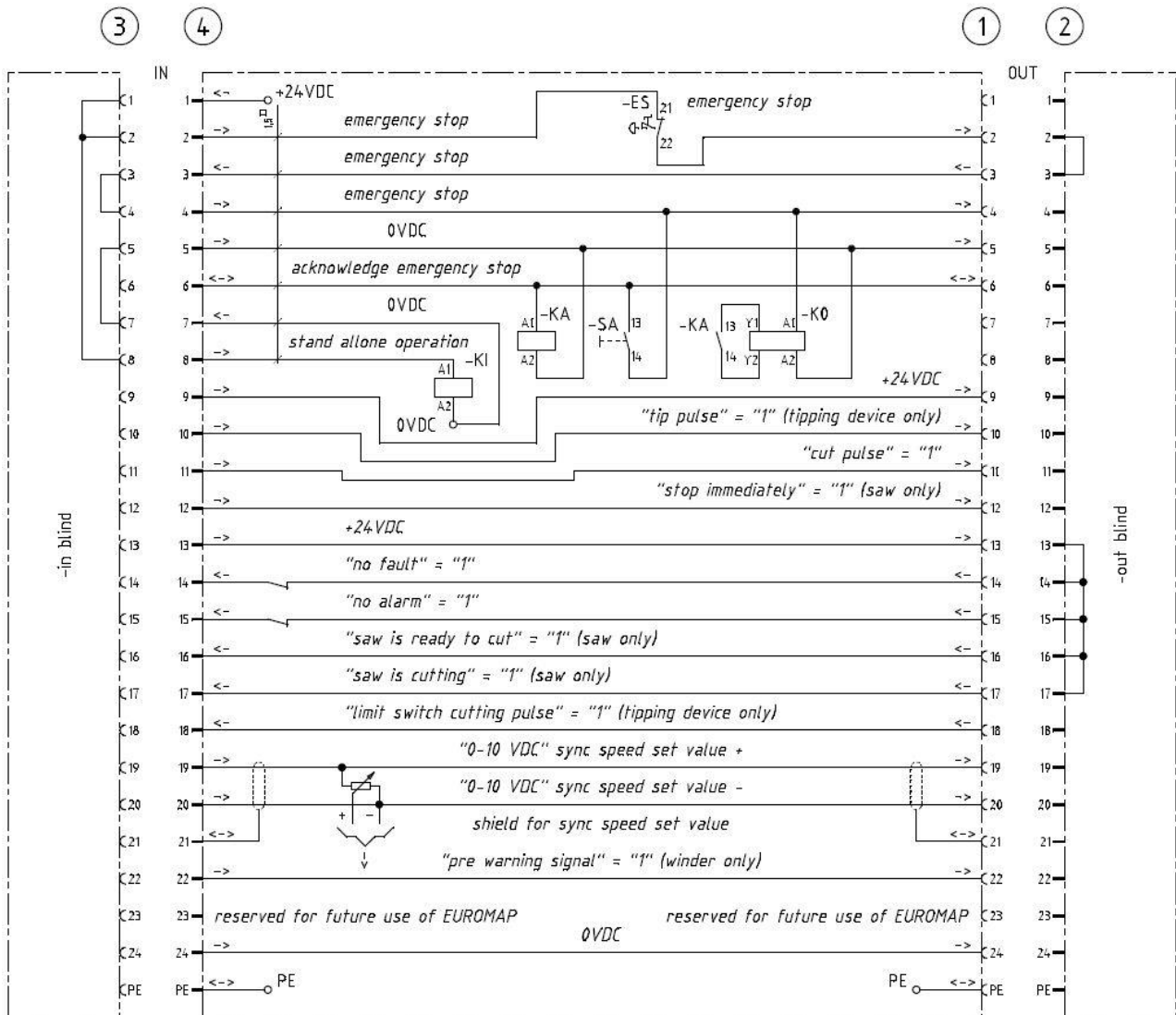


Figure 4: Wiring of n x device

2.2.3 For saw with hard wired interface (IN)

Plug and socket shall be wired as shown in figure 5.
Other devices with integrated cutting unit shall be connected in the same way.

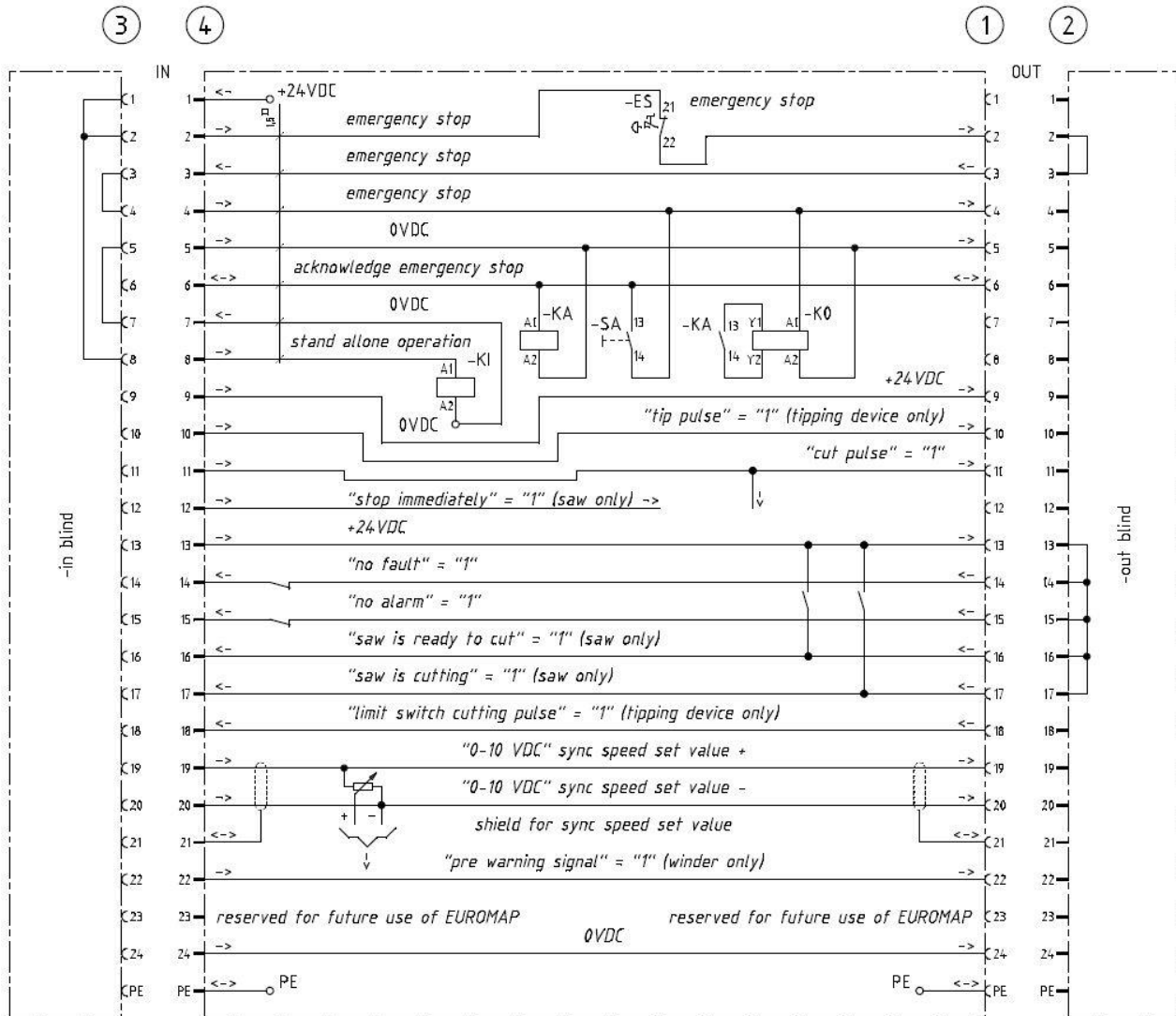


Figure 5: Wiring of saw

2.3 Connection kit

The connection kit between downstream devices with hard wired interface shall be wired as shown in figure 6.

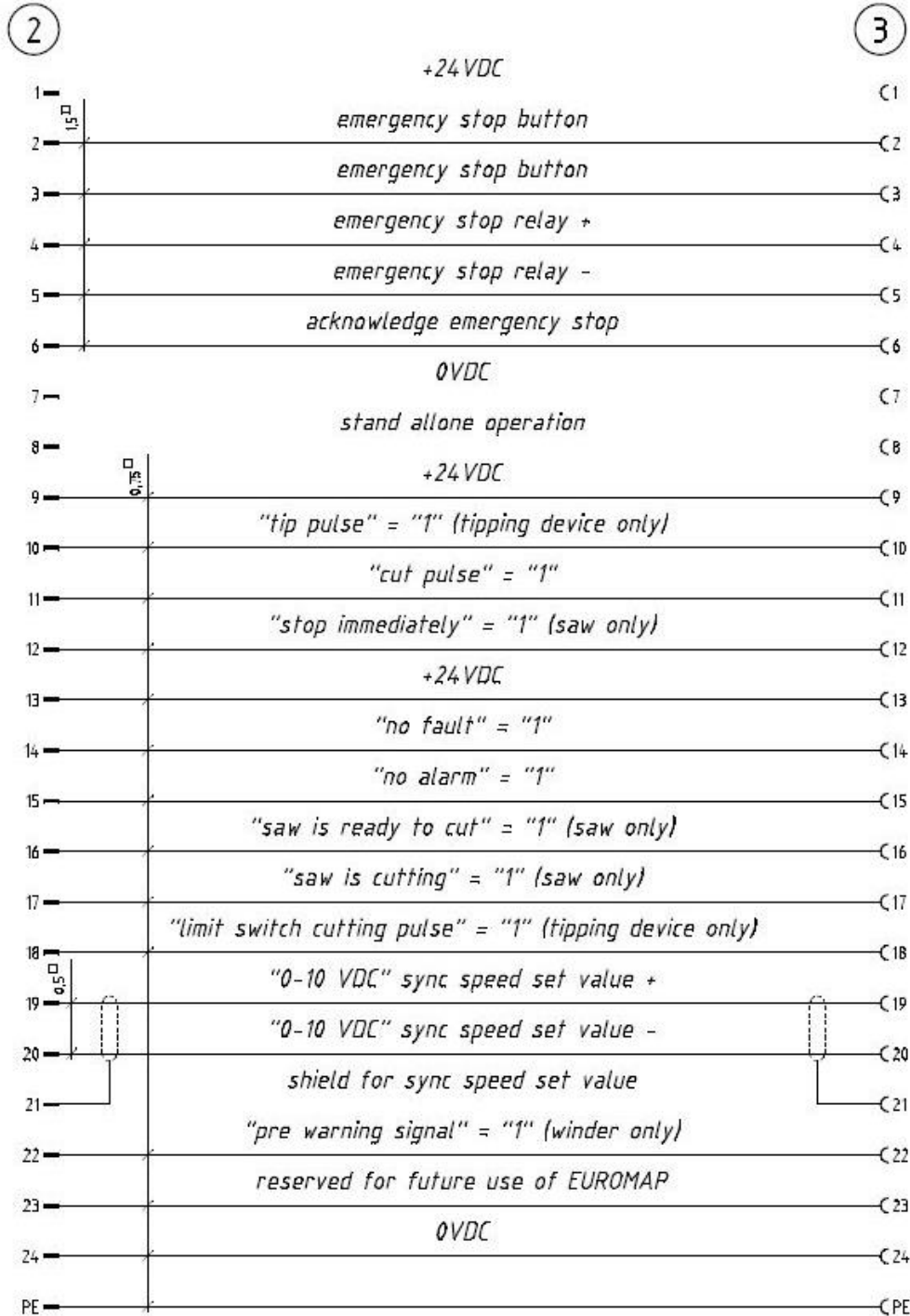


Figure 6: Wiring of connection kit

2.4 Sources of supply

A list of plug suppliers is available for download on the EUROMAP website:
www.euromap.org/technical-issues/technical-recommendations

EUROMAP

Europäisches Komitee der Hersteller von Kunststoff- und Gummimaschinen

European Committee of Machinery Manufacturers for the Plastics and Rubber Industries

Comité Européen des Constructeurs de Machines pour Plastiques et Caoutchouc

Comitato Europeo Costruttori Macchine per Materie Plastiche e Gomma

See you again

<http://www.euromap.org>